



## FARBEN / COLOURS



**-00**  
Aluminium



**-11**  
Weiß matt  
White matt



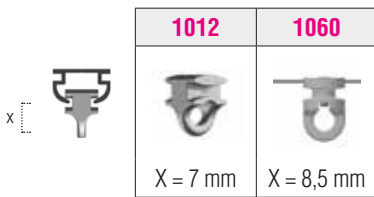
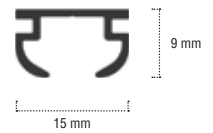
**-20**  
Braun  
Brown



**-60**  
Schwarz  
Black

## EIGENSCHAFTEN / FEATURES

- Laufkanal 6 mm (Breitspur)
- Länge der Schiene 600 cm
- Schienengewicht 114 g/m
- Abstand zwischen den Trägern ca. 40 cm
- Perforation alle 10 cm
- Channel 6 mm (wide track)
- Profile length 600 cm
- Profile weight 114 g/m
- Distance between brackets approx. 40 cm
- Perforation every 10 cm



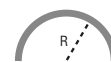
## BIEGUNGEN / BENDS



**Rücklauf zur Wand**  
Return to the wall



**Bogen**  
Bend



**Kreisbogen**  
Continuous bending

**Horizontal**

R = 10 cm

R = 10 cm / X = min. 30 cm

R = min. 30 cm

**Vertikal / Vertical**

R = 10 cm / X = min. 30 cm

R = min. 30 cm